



## **DIRECTIONS TO NUSS SUNTEC CITY GUILD HOUSE VIA DRIVING**




1) PARK AT B1 GREEN ZONE (DEER)



NEAREST LOTS ARE FROM F25-F28 & G25-G28



2) LOOK OUT FOR G25 GREEN PILLAR





3) WALK TOWARDS THE GLASS DOOR






4) TAKE LIFT #527 OR #528 TO LEVEL 2



5) WALK OUT & TURN RIGHT



6) YOU ARE HERE !

**\*KINDLY TAKE NOTE THAT ALL GUESTS MUST BE SIGNED IN BY THE MEMBER AT THE FRONT DESK.**

**THANK YOU!**

